

欧式二节隐藏式缓冲滑轨 (带前置连接件)

European style single extension soft closing undermount slide with front connectors

EUR23B



超静音



基本参数 Basic Parameter

产品材质: 镀锌板
 材料厚度: 1.5x1.5mm
 额定负重: 25KGS / 18" 标准长度
 使用寿命: 超过50000次, 通过SGS疲劳测试
 尺寸范围: 12" - 22", 也可根据要求定制
 安装方式: 前置连接件连接
 连接件调节幅度: 2.5mm (上下调节)
 产品特点: 全新优化设计, 配备高精度的生产线和检测仪器
 静音系统保证滑动导轨推拉轻松, 顺畅无噪声

Product material: Galvanized sheet
 Material thickness: 1.5x1.5 mm
 Load rating: 25KGS / 18" as standard
 Cycling: over 50,000 times, pass the SGS fatigue test
 Size range: 12" - 22", customized is available
 Installation: Connect with front connectors
 The front connectors adjusting range: 2.5mm (up and down)
 Product feature: Innovative new designed , produced by high accuracy production line and strict measuring,
 silent system guarantees smooth run without noise.

可选配件 Optional Accessories



2#塑料前置连接件



金属阻尼管
Metal damping tube

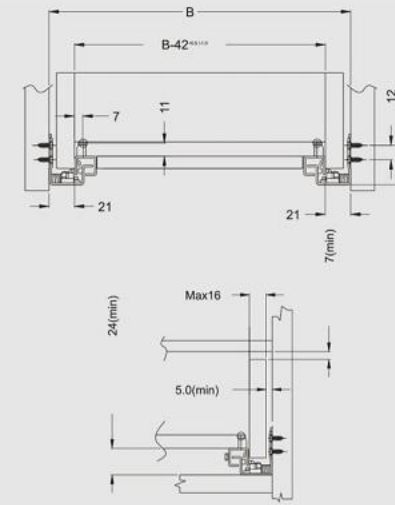
产品特点 Product features

产品规格 Product specifications

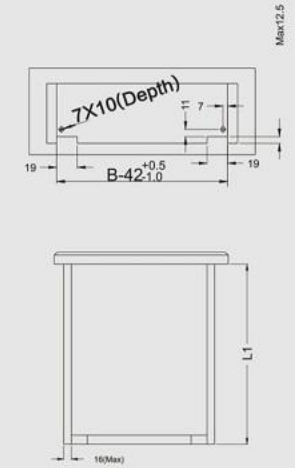
产品编号 Item No	滑轨长度 Slide Length	抽屉长度 (L1) Drawer Length	最小柜深 (L) Min Cabinet Depth	包装单位 (套/箱) Packing Unit (set/box)
EUR33A-12"/300	305mm	300mm	317mm	10
EUR33A-14"/350	355mm	350mm	367mm	10
EUR33A-16"/400	405mm	400mm	417mm	10
EUR33A-18"/450	455mm	450mm	467mm	10
EUR33A-20"/500	505mm	500mm	517mm	10
EUR33A-22"/550	555mm	550mm	567mm	10

Installation- 安装详情

柜体内的空间需求 Cabinet Inside Space

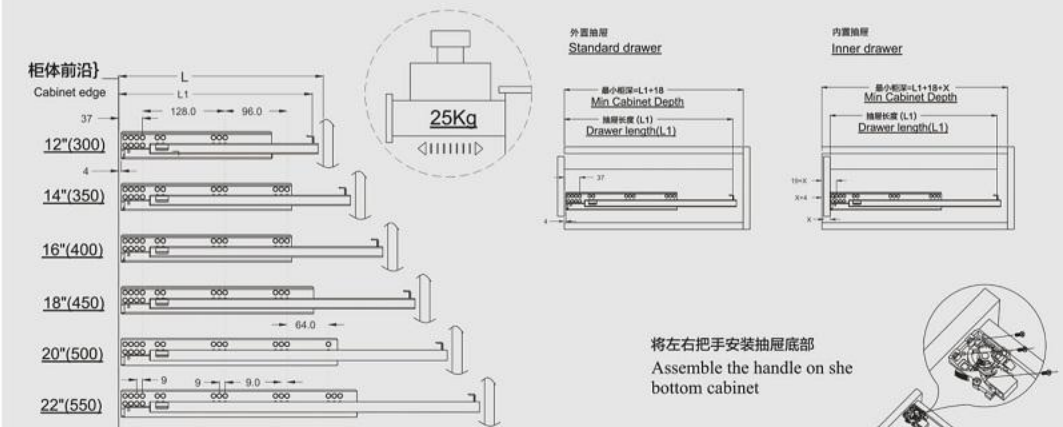


抽屉尺寸及打孔图 Drawer Size And Drilling Diagram



安装孔位图 Hole Pattern For Installation

Hole Pattern For Installation



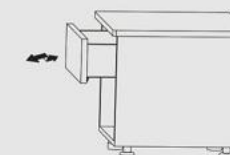
将左右把手安装抽屉底部
Assemble the handle on she bottom cabinet



将左右滑动轨安装在柜子两侧)
Assemble the left and right slide on both sides of cabinet



将抽屉放在导轨上, 然后推入柜体,
活动U轨与把手连接, 安装完成
Lay drawer bottom onto the slide then push the
drawer into the cabinet



将抽屉推入, 缓冲关闭)
Push the drawer damping closed